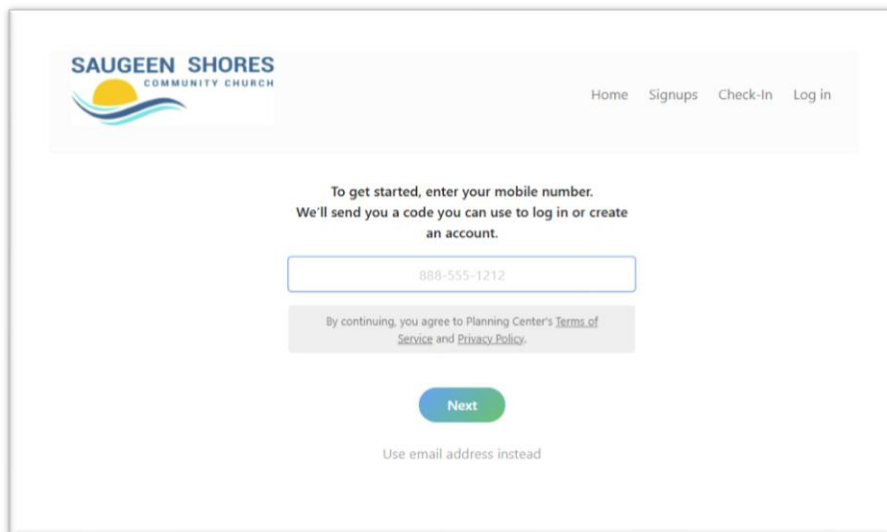


# Church Center Registration Walk-Through

Navigate to the following webpage:

[tinyurl.com/SSCClogin](https://tinyurl.com/SSCClogin)

You will come to a page that looks like this:



SAUGEEN SHORES  
COMMUNITY CHURCH

Home Signups Check-In Log in

To get started, enter your mobile number.  
We'll send you a code you can use to log in or create  
an account.

888-555-1212

By continuing, you agree to Planning Center's [Terms of Service](#) and [Privacy Policy](#).

Next

Use email address instead

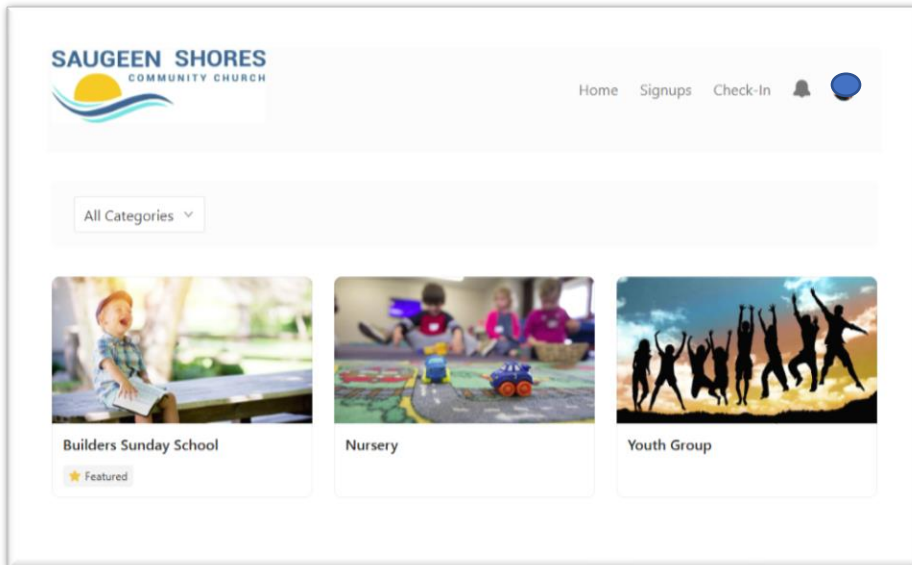
Enter a phone number (or email if preferred) to get started.

Once you are all signed up, you will come to our "Home" page.

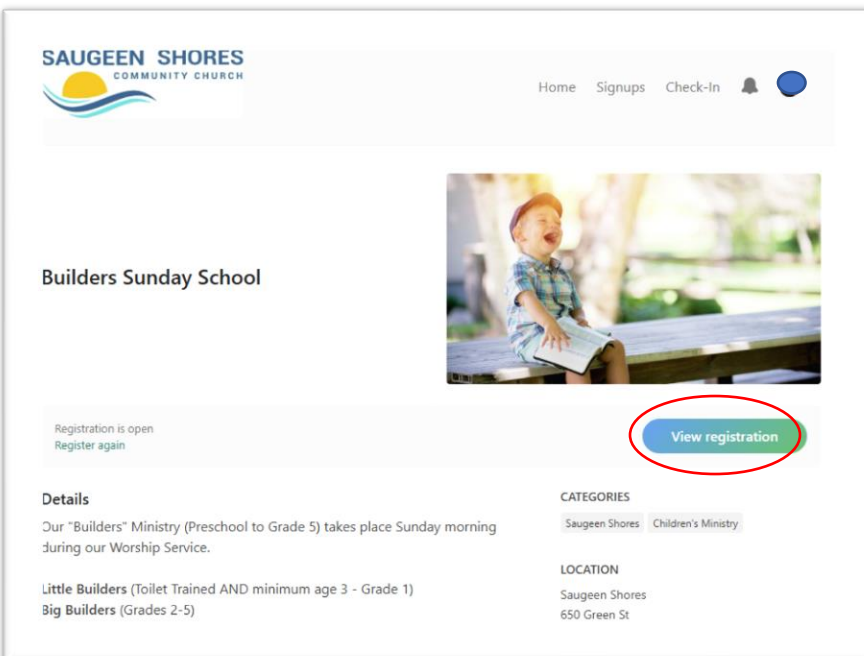
Click on the Signups option.



Click on the ministry you would like to sign your child up for (Nursery, Builders, or Youth).



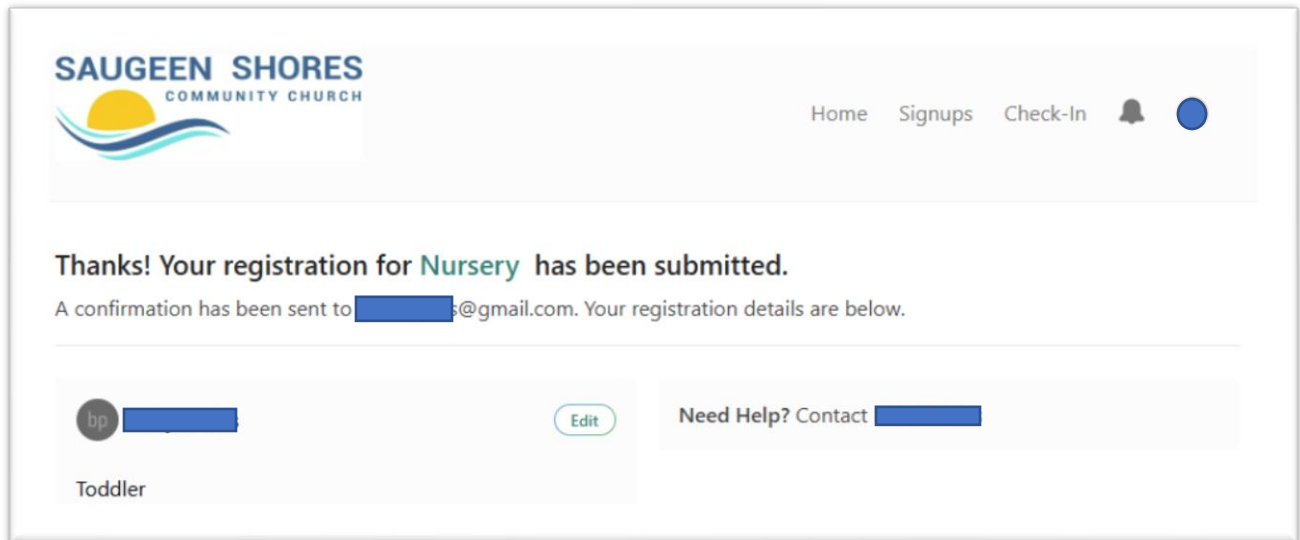
This is our new, digital way of registering your child for attendance (whether occasionally or regularly) at any of our Children's Ministries. Click on the Register button.



There are 5 sections to complete for the registration (number of people you are registering, names of people being registered, registration questions and releases, review, and personal contact information).

Though it should not take you more than approximately 5 mins to complete, there is a 15 minute timer built in to the software. Should the timer run out before you finish, you will need to start the registration again.

Once you have completed all the required information and have reached this screen, you are done!



Thank you so much for helping us go “paperless” by registering digitally!

--SSCC Leadership